

Anti-Ubiquitin 兔多克隆抗体

K1347100 -20°C


产品信息

蛋白质全称	泛素
别名	Polyubiquitin B, UBB, ubiquitin, ubiquitin B
免疫原	KLH 偶联的人 Ubiquitin 合成肽
Uniprot ID	P62987, P0CG48, P0CG47, P62979
抗体亚型	IgG
纯化方式	亲和纯化
亚细胞定位	细胞质, 细胞核, 线粒体外膜, 外周膜蛋白
预测分子量 / 观测分子量	8 kDa / ≥8 kDa

应用

WB 免疫印迹

物种: 人, 小鼠, 大鼠
 稀释比: 1: 500-1: 1000
 阳性样品:

IHC/IF 免疫组织化学/免疫荧光

物种: 人, 小鼠, 大鼠
 稀释比: 1: 1500-1: 3000
 阳性样品: 脑, 心, 肾

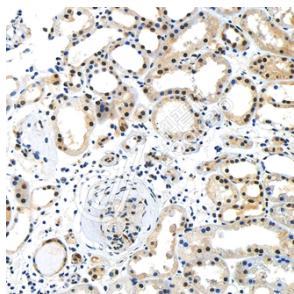
背景

This gene encodes ubiquitin, one of the most conserved proteins known. Ubiquitin has a major role in targeting cellular proteins for degradation by the 26S proteasome. It is also involved in the maintenance of chromatin structure, the regulation of gene expression, and the stress response. Ubiquitin is synthesized as a precursor protein consisting of either polyubiquitin chains or a single ubiquitin moiety fused to an unrelated protein. This gene consists of three direct repeats of the ubiquitin coding sequence with no spacer sequence. Consequently, the protein is expressed as a polyubiquitin precursor with a final amino acid after the last repeat. An aberrant form of this protein has been detected in patients with Alzheimer's disease and Down syndrome. Pseudogenes of this gene are located on chromosomes 1, 2, 13, and 17.

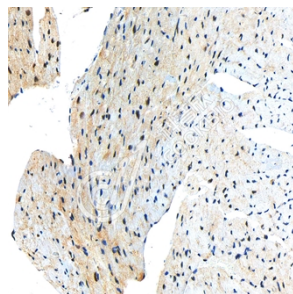
储存条件

储存条件: 自收到之日起 -20°C下储存一年, 避免反复冻融。
储存缓冲液: 含 0.15% ProClin300 防腐剂, 100 μg/mL 牛血清白蛋白和 50%甘油的磷酸盐缓冲液。

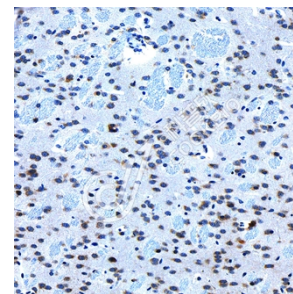
图像



IHC 检测 Ubiquitin 蛋白(货号 K1347100).
 样品: 人肾, 4%多聚甲醛 (货号 KSG1101) 固定 12-24 小时.
 抗原修复: 柠檬酸抗原修复液(干粉, pH 6.0) (KSG1201), 98°C, 20 分钟.
 一抗: 1: 2300 稀释, 4°C 孵育过夜.
 二抗: S-vision 免疫组化多聚二抗(山羊抗兔),即用型 (货号 KB3906), 室温孵育 20 分钟.



IHC 检测 Ubiquitin 蛋白(货号 K1347100).
 样品: 小鼠心, 4%多聚甲醛 (货号 KSG1101) 固定 12-24 小时.
 抗原修复: 柠檬酸抗原修复液(干粉, pH 6.0) (KSG1201), 98°C, 20 分钟.
 一抗: 1: 2300 稀释, 4°C 孵育过夜.
 二抗: S-vision 免疫组化多聚二抗(山羊抗兔),即用型 (货号 KB3906), 室温孵育 20 分钟.



IHC 检测 Ubiquitin 蛋白(货号 K1347100).
 样品: 大鼠脑, 4%多聚甲醛 (货号 KSG1101) 固定 12-24 小时.
 抗原修复: 柠檬酸抗原修复液(干粉, pH 6.0) (KSG1201), 98°C, 20 分钟.
 一抗: 1: 2300 稀释, 4°C 孵育过夜.
 二抗: S-vision 免疫组化多聚二抗(山羊抗兔),即用型 (货号 KB3906), 室温孵育 20 分钟.

For Research Use Only!
Ver. No.: V1-202603