

Anti-PDRG1 兔多克隆抗体

K1335199 -20°C



产品信息

蛋白质全称	p53 与 DNA 损伤调节蛋白 1
别名	Pdrg1, Pdrp, C20orf126, p53 and DNA damage regulated 1
免疫原	KLH 偶联的小鼠 PDRG1 合成肽
Uniprot ID	P59048
抗体亚型	IgG
纯化方式	亲和纯化
亚细胞定位	细胞质

应用

IHC/IF 免疫组织化学/免疫荧光

物种: 人, 小鼠, 大鼠

稀释比: 1: 200-1: 900

阳性样品: 食管, 肺癌

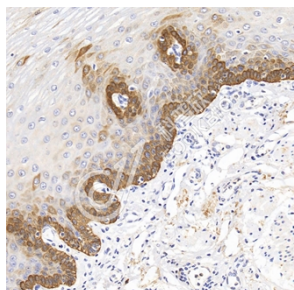
背景

PDRG1 codes for a novel protein called p53 and DNA damage-regulated protein 1. Human PDRG1 is predominantly expressed in normal testis and its expression can be induced by UV irradiation and be repressed by p53. Recently, PDRG1 was identified as a novel tumor marker for multiple malignancies that is selectively regulated by genotoxic stress. Its expression was upregulated in multiple malignancies including cancers of the colon, rectum, ovary, lung, stomach, breast and uterus when compared to normal tissues, suggesting its being a novel tumor marker that could play a role in cancer development and/or progression.

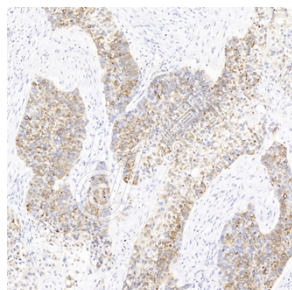
储存条件

储存条件: 自收到之日起 -20°C下储存一年, 避免反复冻融。
储存缓冲液: 含 0.15% ProClin300 防腐剂, 100 µg/mL 牛血清白蛋白和 50%甘油的磷酸盐缓冲液。

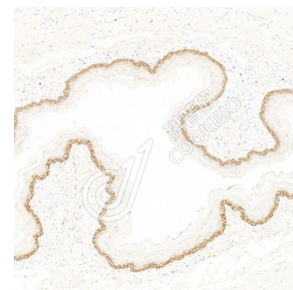
图像



IHC 检测 PDRG1 蛋白(货号 K1335199).
 样品: 人食管, 4%多聚甲醛(货号 KSG1101) 固定 12-24 小时.
 抗原修复: 柠檬酸抗原修复液(干粉, pH 6.0) (KSG1201), 98°C, 20 分钟.
 一抗: 1: 600 稀释, 4°C 孵育过夜.
 二抗: S-vision 免疫组化多聚二抗(山羊抗兔), 即用型(货号 KB3906), 室温孵育 20 分钟.



IHC 检测 PDRG1 蛋白(货号 K1335199).
 样品: 人肺癌, 4%多聚甲醛(货号 KSG1101) 固定 12-24 小时.
 抗原修复: 柠檬酸抗原修复液(干粉, pH 6.0) (KSG1201), 98°C, 20 分钟.
 一抗: 1: 600 稀释, 4°C 孵育过夜.
 二抗: S-vision 免疫组化多聚二抗(山羊抗兔), 即用型(货号 KB3906), 室温孵育 20 分钟.



IHC 检测 PDRG1 蛋白(货号 K1335199).
 样品: 大鼠食管, 4%多聚甲醛(货号 KSG1101) 固定 12-24 小时.
 抗原修复: 柠檬酸抗原修复液(干粉, pH 6.0) (KSG1201), 98°C, 20 分钟.
 一抗: 1: 600 稀释, 4°C 孵育过夜.
 二抗: S-vision 免疫组化多聚二抗(山羊抗兔), 即用型(货号 KB3906), 室温孵育 20 分钟.

For Research Use Only!

Ver. No.: V1-202603