

# Anti-AKT3 兔多克隆抗体

K1346749 -20°C



## 产品信息

蛋白质全称	RAC-γ丝氨酸/苏氨酸蛋白激酶
别名	AKT3, PKB GAMMA, PKBG, PRKBG, Protein kinase Akt 3, Protein kinase B gamma, RAC gamma, RAC PK gamma, STK 2
免疫原	KLH 偶联的小鼠 AKT3 合成肽
Uniprot ID	Q9WUA6
抗体亚型	IgG
纯化方式	亲和纯化
亚细胞定位	细胞核, 细胞质

## 应用

### IHC/IF 免疫组织化学/免疫荧光

物种: 人, 小鼠, 大鼠

稀释比: 1: 200-1: 600

阳性样品: 心, 肾, 睾丸

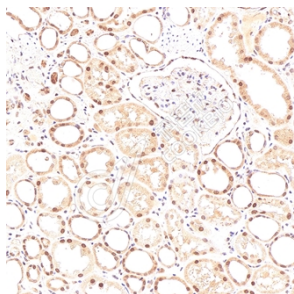
## 背景

AKT3 is one of 3 closely related serine/threonine-protein kinases called the AKT kinase, and which regulate many processes including metabolism, proliferation, cell survival, growth and angiogenesis. This is mediated through serine and/or threonine phosphorylation of a range of downstream substrates. Over 100 substrate candidates have been reported so far, but for most of them, no isoform specificity has been reported. AKT3 is the least studied AKT isoform. It plays an important role in brain development and is crucial for the viability of malignant glioma cells. AKT3 isoform may also be the key molecule in up-regulation and down-regulation of MMP13 via IL13. Required for the coordination of mitochondrial biogenesis with growth factor-induced increases in cellular energy demands.

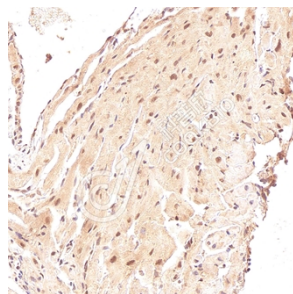
## 储存条件

**储存条件:** 自收到之日起 -20°C下储存一年, 避免反复冻融。  
**储存缓冲液:** 含 0.15% ProClin300 防腐剂, 100 μg/mL 牛血清白蛋白和 50%甘油的磷酸盐缓冲液。

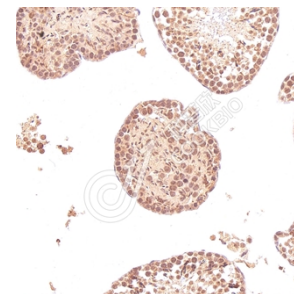
## 图像



IHC 检测 AKT3 蛋白(货号 K1346749).  
 样品: 人肾, 4%多聚甲醛 (货号 KSG1101) 固定 12-24 小时.  
 抗原修复: Tris-EDTA 抗原修复液(pH 9.0) (KSG1203), 98°C, 20 分钟.  
 一抗: 1: 400 稀释, 4°C 孵育过夜.  
 二抗: S-vision 免疫组化多聚二抗(山羊抗兔),即用型 (货号 KB3906), 室温孵育 20 分钟.



IHC 检测 AKT3 蛋白(货号 K1346749).  
 样品: 小鼠心, 4%多聚甲醛 (货号 KSG1101) 固定 12-24 小时.  
 抗原修复: Tris-EDTA 抗原修复液(pH 9.0) (KSG1203), 98°C, 20 分钟.  
 一抗: 1: 400 稀释, 4°C 孵育过夜.  
 二抗: S-vision 免疫组化多聚二抗(山羊抗兔),即用型 (货号 KB3906), 室温孵育 20 分钟.



IHC 检测 AKT3 蛋白(货号 K1346749).  
 样品: 大鼠睾丸, 4%多聚甲醛 (货号 KSG1101) 固定 12-24 小时.  
 抗原修复: Tris-EDTA 抗原修复液(pH 9.0) (KSG1203), 98°C, 20 分钟.  
 一抗: 1: 400 稀释, 4°C 孵育过夜.  
 二抗: S-vision 免疫组化多聚二抗(山羊抗兔),即用型 (货号 KB3906), 室温孵育 20 分钟.

For Research Use Only!

Ver. No.: V1-202603